



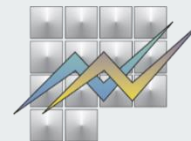
# GENDER EQUALITY INDEX FOR NORTH MACEDONIA 2019

## MEASURING GENDER EQUALITY

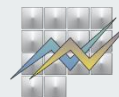


Република Северна Македонија

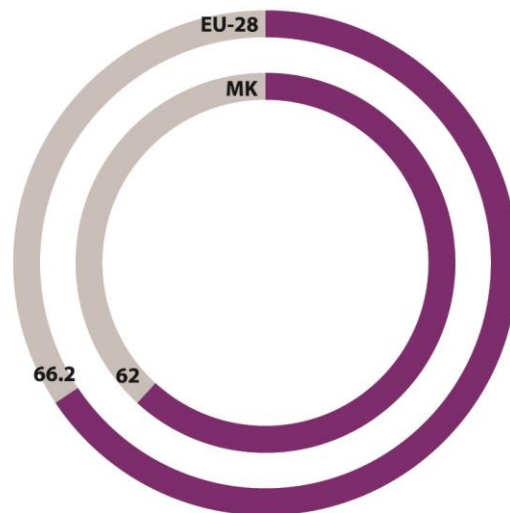
Министерство за труд и социјална политика

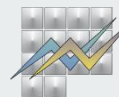


Република Северна Македонија  
Државен завод за статистика  
Republic of North Macedonia  
State Statistical Office

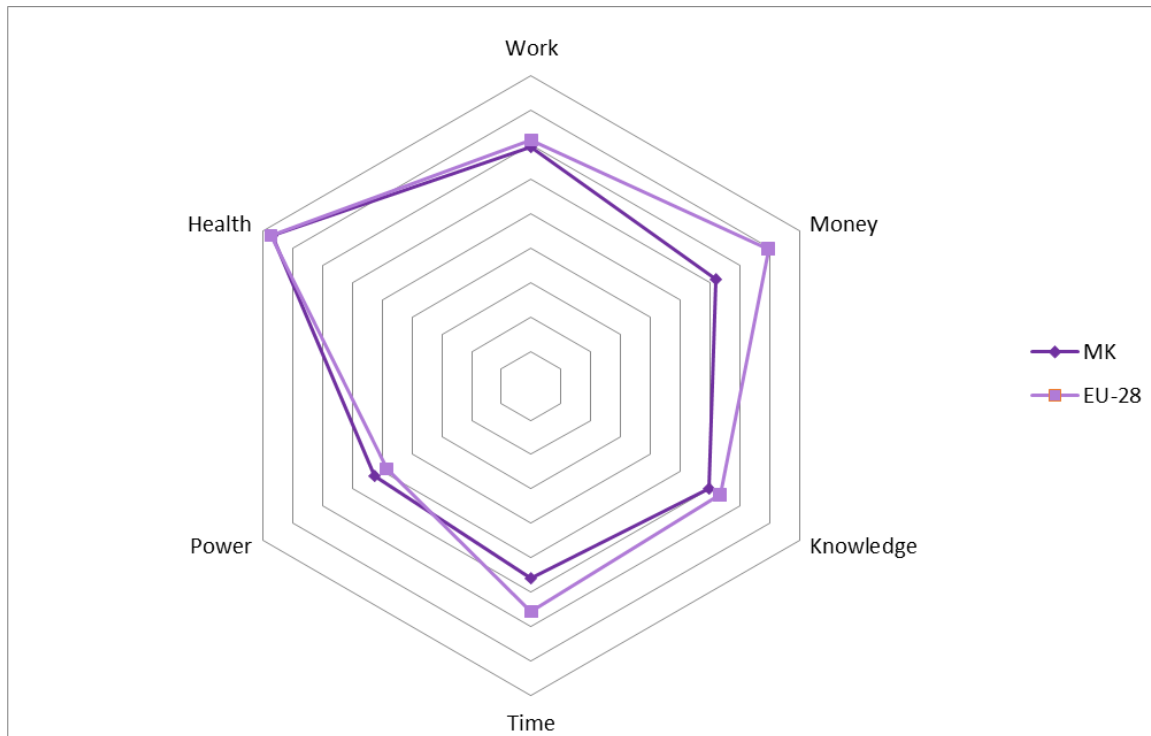


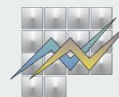
## GENDER EQUALITY INDEX FOR NORTH MACEDONIA, 2015





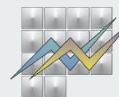
## GENDER EQUALITY INDEX FOR NORTH MACEDONIA, 2015





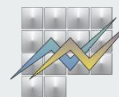
## GENDER EQUALITY INDEX, NORTH MACEDONIA AND EU MEMBER STATES, 2015



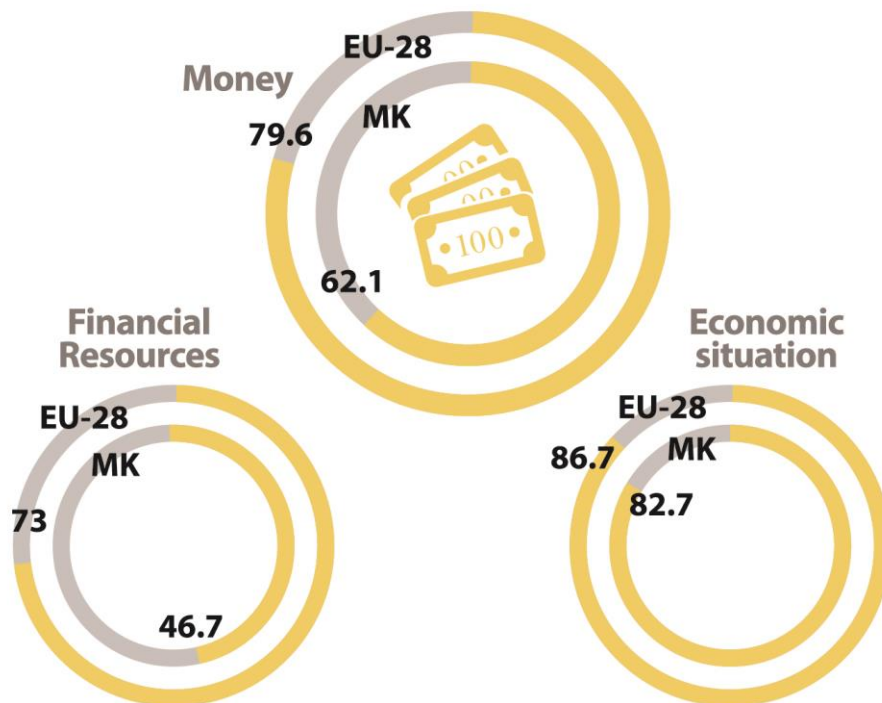


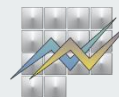
## GENDER EQUALITY INDEX FOR NORTH MACEDONIA

- There is still significant gender inequality in the Republic of North Macedonia and the country lags behind the EU average in achieving gender equality, in almost all domains covered by the Index
- According to the summary result of the Gender Equality Index, North Macedonia is ranked 15<sup>th</sup> compared to the EU member states
- Compared to the EU average, the gender gap is highest in the domains of Time and Money

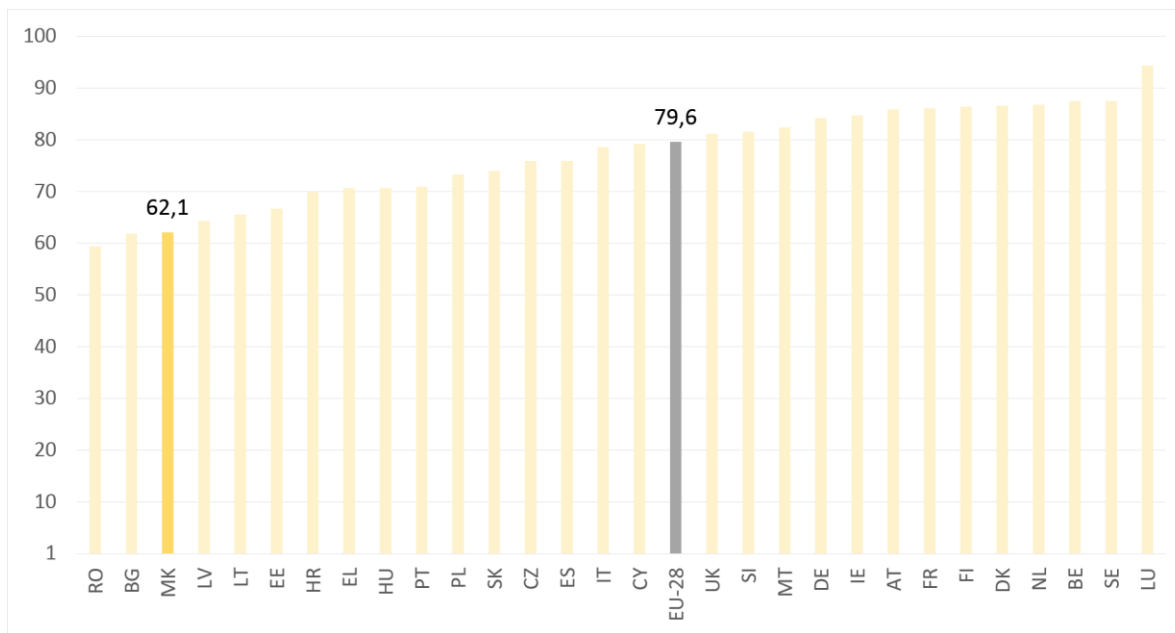


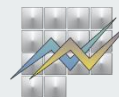
## DOMAIN OF MONEY - SCORES IN THE DOMAIN AND SUB-DOMAINS, 2015





## DOMAIN OF MONEY – NORTH MACEDONIA AND EU MEMBER STATES, 2015

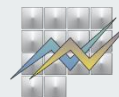




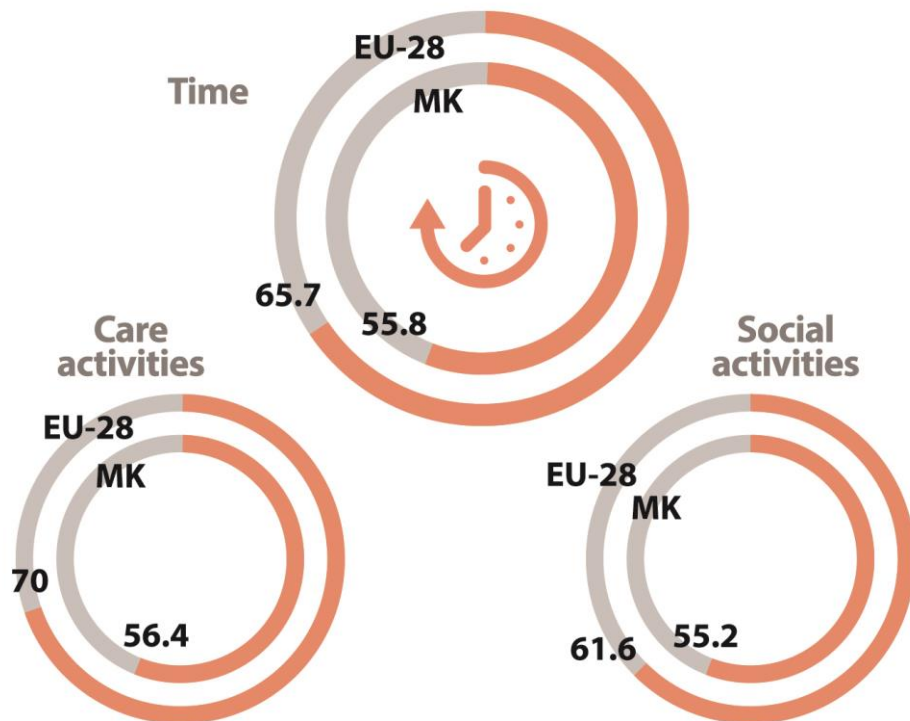
## DOMAIN OF MONEY

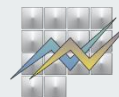
- The Index in the domain of Money is showing significant gender inequality that indicates a **weak economic situation of women** in the country. North Macedonia is at the bottom i.e. it has third lowest ranking in the domain of Money compared to all EU member states
- The value of the Index sub-domains shows **significant gender gaps**, especially in the **Financial resources** sub-domain, where there is high gender inequality which implies **highly unfavorable situation for women when it comes to access to financial resources** (earning and net-income)
- Although the value of the Economic situation sub-domain points out to smaller differences between women and men, it is important to note that the value of the sub-domain depends on indicators based on household level calculations and does not necessarily reflect the reality regarding the division and utilization of the economic resources at the individual level among members of one household, including between women and men



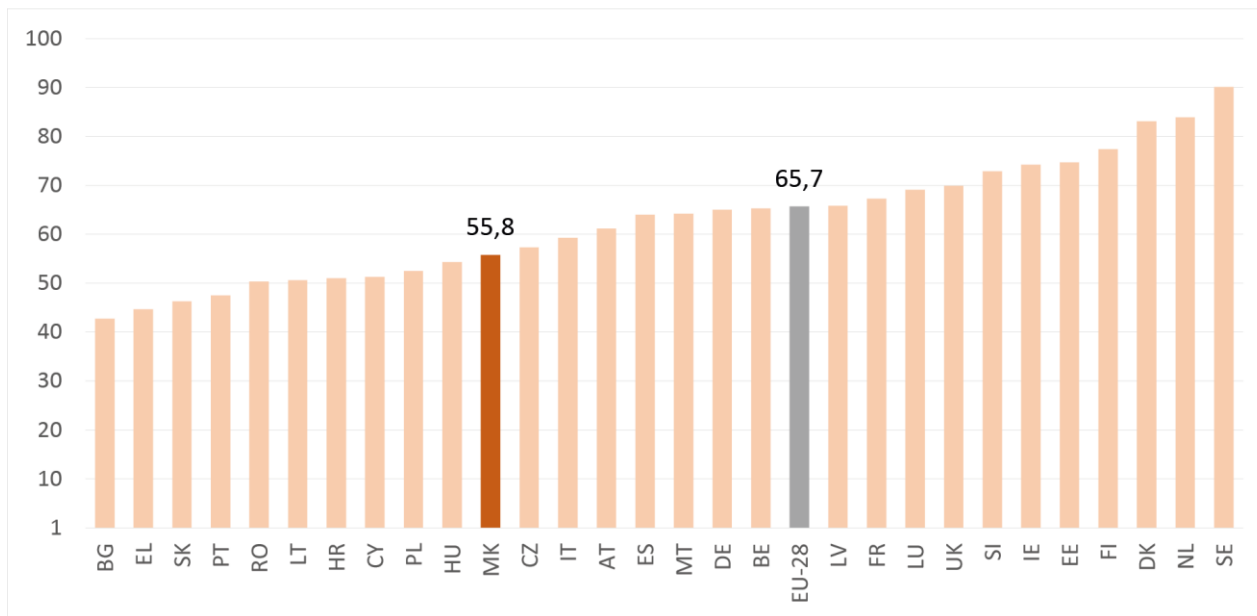


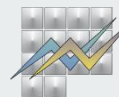
## DOMAIN OF TIME - SCORES IN THE DOMAIN AND SUB-DOMAINS, 2015





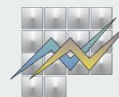
## DOMAIN OF TIME – NORTH MACEDONIA AND EU MEMBER STATES, 2015



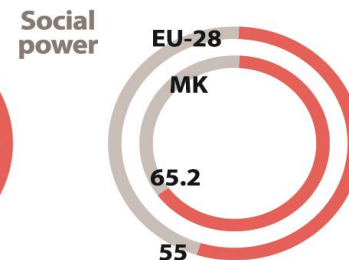
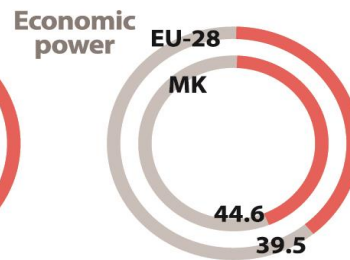
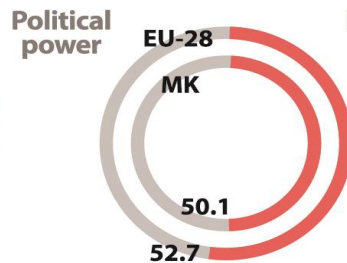
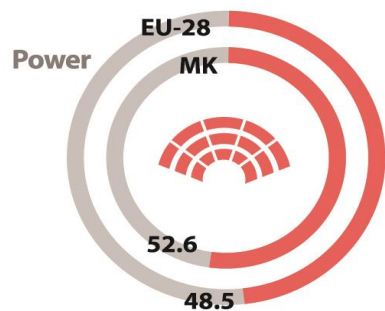


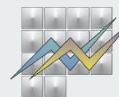
## DOMAIN OF TIME

- In the domain of Time, North Macedonia has the second biggest lag (after the domain of Money) compared to the EU average (EU-28). The indicators in the domain of Time show disproportionately higher participation of women in domestic activities and care activities compared to men in the country
- The gender stereotypes in terms of the traditional gender roles are still very dominant in the country. Women are mainly those that do the unpaid work at home related to care and domestic activities
- The percentage of women spending time in domestic activities is seven times higher compared to men – the difference is a whopping 60.7 percentage points
- As a result of the time spent in domestic activities and care, women have less time for sports, cultural and leisure activities, including for voluntary and charitable activities, compared to men
- Systematic approach is needed in terms of the social, economic and educational policies for overcoming the gender stereotypes and the infrastructural barriers impacting the high gender gaps when it comes to time dedicated to care and social activities among women and men in North Macedonia

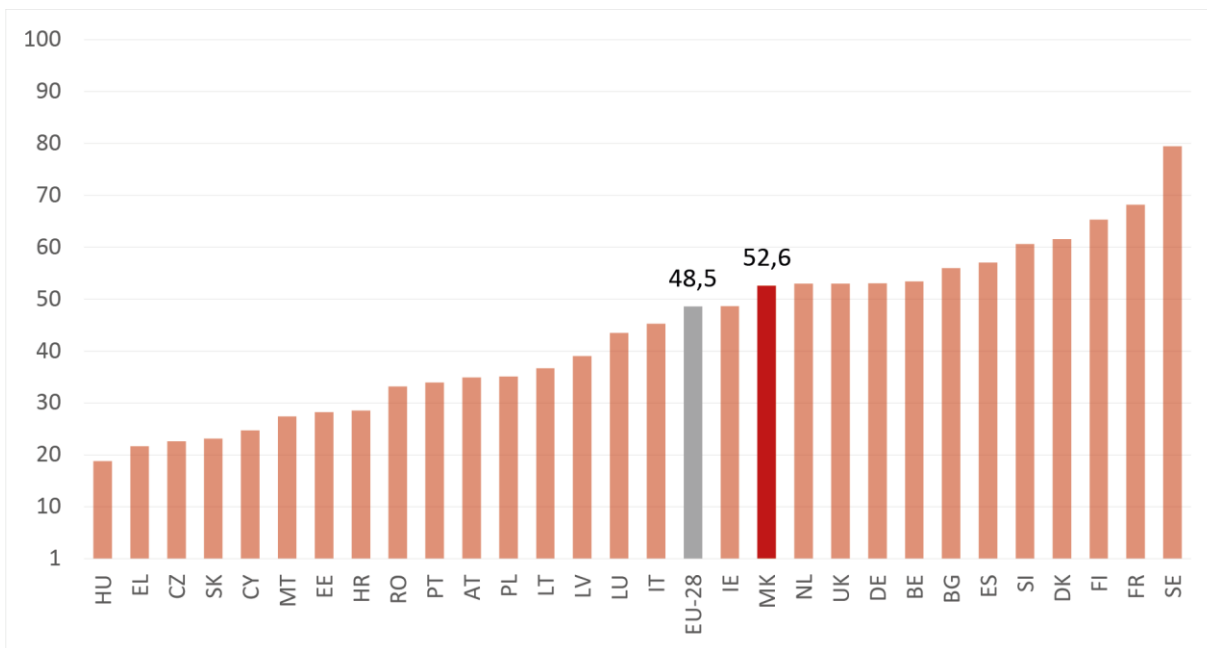


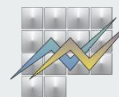
## DOMAIN OF POWER - SCORES IN THE DOMAIN AND SUB-DOMAINS, 2015





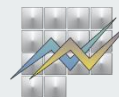
## DOMAIN OF POWER – NORTH MACEDONIA AND EU MEMBER STATES, 2015





## DOMAIN OF POWER

- The data for the individual indicators of the domain of Power show gender inequalities in the distribution of the political, economic and social power in favor of men
- The indicators show that, where there is no quotas for participation of the less represented gender (women) in the different domains of political power, the participation of women is significantly lower compared to men, i.e. the distribution of political power is disproportionately higher in favor of the men
- Although this is the only domain in which North Macedonia exceeds the EU-28 average, that still does not mean that the country has small gender inequalities – it rather means that the gender inequalities in the domain of Power are a challenge for all EU member states and globally, where men still dominate among the decision making positions in terms of political, economic and social power



## REFERENCES

European Institute for Gender Equality, 2013. Gender Equality Index Report, available at <https://eige.europa.eu/gender-equality-index/publications>

European Institute for Gender Equality, 2015. Gender Equality Index 2015: Measuring gender equality in the European Union 2005 – 2012, available at <https://eige.europa.eu/publications/gender-equality-index-2015-measuring-gender-equality-european-union-2005-2012-report>

European Institute for Gender Equality, 2017 (a). Gender Equality Index 2017: Methodological Report, available at <https://eige.europa.eu/gender-equality-index/publications>

European Institute for Gender Equality, 2017 (b). Gender Equality Index 2017: Measuring gender equality in the European Union 2005-2015, available at <https://eige.europa.eu/publications/gender-equality-index-2017-measuring-gender-equality-european-union-2005-2015-report>

European Institute for Gender Equality, 2017 (c). Gender Equality Index 2017: Measurement framework of violence against women, available at <https://eige.europa.eu/publications/gender-equality-index-2017-measurement-framework-of-violence-against-women>

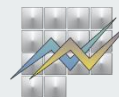
European Institute for Gender Equality, 2019. Intersecting inequalities: Gender Equality Index, 2019, available at

<https://eige.europa.eu/publications/intersecting-inequalities-gender-equality-index>

European Union Agency for Fundamental Rights, 2014. Violence against women: an EU-wide survey — Main results, Publications Office of the European Union, Luxembourg, available at: [http://fra.europa.eu/sites/default/files/fra-2014-vaw-survey-main-results-apr14\\_en.pdf](http://fra.europa.eu/sites/default/files/fra-2014-vaw-survey-main-results-apr14_en.pdf)

State Statistical Office, Graduate students in tertiary education, available at <https://bit.ly/2mqmTBE> (пристапено 07.03.2019)

OECD, European Commission, Center for Joint Research, 2008. Handbook on Constructing Complex Indicators: Methodology and User Guide. OECD publishing code: 302008251EI. <https://www.oecd.org/std/42495745.pdf>



**THANK YOU!**